

Superior vinyl
Durable materials
Heat/cold resistance
Highest consumer
satisfaction



Buckingham Series 1000

Vinyl-Clad Patio Doors



Features



The **Buckingham Series 1000** is manufactured using the most advanced vinyl available.

Our high-grade resin recipe is unmatched for strength and wear reduction. Offering beauty and performance, it will not rot, rust, pit, or blister over time. The multi-chambered, all-vinyl frame is durable and easy to install, and its maximized strength withstands high winds and offers superior air tightness.

The Buckingham's newly redesigned panels further reduce energy costs with more visually pleasing seams.

Sunview Patio Doors are available with a wide range of quality upgrades including security devices, blinds, colours, and finishing options.

Our goal is to deliver the highest levels of buyer satisfaction in the market!

Standard Hardware

Elite handles come as the standard door hardware. Available in white or black.



White

Vinyl-Clad Frame

- 5⁷/₈" , 6⁵/₈" , 7¹/₄" , 7⁷/₈" , 9¹/₄" and 9³/₄" mechanically fastened vinyl-clad frame
- Components easily installed and replaceable
- Anodized screen track/stainless steel roller track
- 8 degree sill slope for optimal drainage
- All-vinyl sill and header

Durable Sash

- Reinforced with steel to withstand high wind loads
- Double perimeter seal for superior air-tightness
- Doors are easily and completely reversible
- Adjustable tandem ball-bearing rollers
- 1" sealed units for optimal thermal performance

Glazing

Enhancing the outstanding thermal efficiency is the 1" high-performance glazing found in **Low-E** glass and **Super Spacer®** technology.

Our dual-glazed package meets **2020 ENERGY STAR®** program guidelines for environmental protection and superior energy efficiency.



Optional Frame & Sash

- 1¹/₄" , 2" , or 3³/₈" frame extensions
- 4¹/₂" sill plate
- Brick mold
- Sill extensions

Optional Sidelites and Transoms

Frame your patio door in outdoor light with a transom or sidelite. The frame is made of PVC, virtually maintenance-free and available in a wide selection of finishes and glass types.

Hardware & Glass Options

Optional Hardware

Optional stylish and contemporary handle sets with either single or twin-point locking systems in black, white or satin nickel.

These unique handle sets can be configured with heavy duty multi-point key locks.



White Finish



Black Finish



Satin Nickel



Twin-point locking system

Optional Security Locks



Two Position Kick Locks mount on the bottom of the operating door. Used as secondary lock and available in white, beige or brown.



Guardian Locks mount on the top of the operating door; security bolt locks into the frame. Available in white, beige or brown.



Folding Security Bars mount on the fixed side of the door frame and swing down to stop the door from operating.

Optional Internal Mini-Blinds

- Fingertip operation
- No external cords
- No dusting
- Low-E glass
- Only available for 59½ x 79½ and 71½ x 79½ doors


Maximum visibility to complete privacy at the tip of a finger. The lever raises, lowers or tilts the blinds sealed between the insulated glass to ensure maintenance-free operation.



Raise and lower operation lever

Optional Exterior Colours

Sunview's patio doors boast a wide range of exterior colour options that feature a durable finish that is also UV stable.



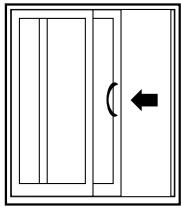
Optional Decorative Grills

Internal grills are available in a wide range of design styles with colours that include **Flat Grills** in two-tone, white, brass and pewter, **Georgian Grills** in two-tone and white, and **Pencil Grills** in white, brass and pewter.

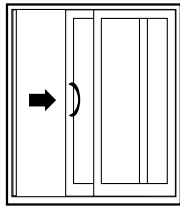


Specifications

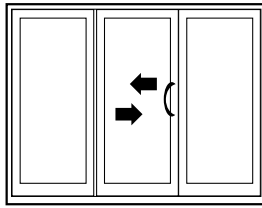
Dimensions Door/Panel Configurations and Finished Sizes (Exterior view)



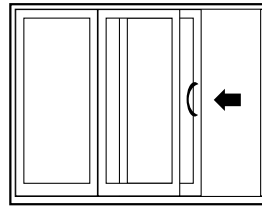
OX-Slide Left



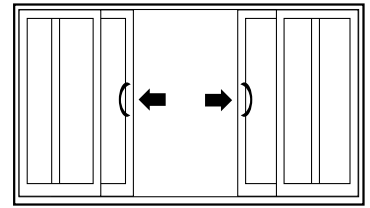
XO-Slide Right



OXO-Slide R to L or
OZO-Slide L to R



XOO-Slide R or OOX Slide L



OXXO-Slide R and Slide L from Centre

2 Panels

58¹/₂ W x 79¹/₂ H
59¹/₂ W x 79¹/₂ H
59¹/₂ W x 81¹/₂ H
59¹/₂ W x 95¹/₂ H
70¹/₂ W x 79¹/₂ H
71¹/₂ W x 79¹/₂ H
71¹/₂ W x 81¹/₂ H
71¹/₂ W x 95¹/₂ H
95¹/₂ W x 79¹/₂ H
95¹/₂ W x 81¹/₂ H
95¹/₂ W x 95¹/₂ H

3 Panels

88³/₄ W x 79¹/₂ H
88³/₄ W x 81¹/₂ H
88³/₄ W x 95¹/₂ H
106³/₄ W x 79¹/₂ H
106³/₄ W x 81¹/₂ H
106³/₄ W x 95¹/₂ H
142³/₄ W x 79¹/₂ H
142³/₄ W x 81¹/₂ H
142³/₄ W x 95¹/₂ H

4 Panels

117¹/₈ W x 79¹/₂ H
117¹/₈ W x 81¹/₂ H
117¹/₈ W x 95¹/₂ H
141¹/₈ W x 79¹/₂ H
141¹/₈ W x 81¹/₂ H
141¹/₈ W x 95¹/₂ H
189¹/₈ W x 79¹/₂ H
189¹/₈ W x 81¹/₂ H
189¹/₈ W x 95¹/₂ H

Performance Buckingham 1000 Patio Doors meet standards AAMA/WDMA/CSA 101/1.S.2/A440-11 and CSA A440S1-09

| Configuration | Performance Class and Grade | Air Leakage | Water Penetration Resistance | Design Pressure |
|---------------|-----------------------------|---------------------------|------------------------------|--------------------|
| OX / XO | LC-PG55 | A3-0.2 L/s-m ² | 400 Pa (8.4 psf) | ±2640 Pa (±55 psf) |
| OX / XO | LC-PG35 | A3-0.4 L/s-m ² | 400 Pa (8.4 psf) | ±1680 Pa (±35 psf) |
| OXO | R-PG50 | A3-0.3 L/s-m ² | 360 Pa (7.5 psf) | ±2880 Pa (±60 psf) |
| OXO | LC-PG40 | A3-0.3 L/s-m ² | 360 Pa (7.5 psf) | ±1920 Pa (±40 psf) |
| OXXO | LC-PG35 | A3-0.5 L/s-m ² | 260 Pa (5.4 psf) | ±1680 Pa (±35 psf) |

Distributed by:



Some of our products meet the ENERGY STAR® program guidelines to help protect the environment through superior energy efficiency.