






## Architectural Plus Series & Uniqwood Series Windows 10° Vinyl Bow Window

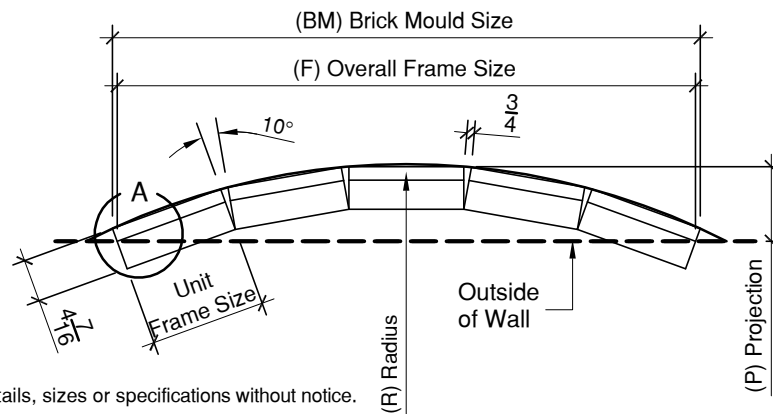
Chart "A"									
Frame Thickness	Angle	Bow Type	Unit Frame Size	12	18	21	24	27	30
			(R) Radius	73 1/4	107 11/16	124 15/16	142 1/8	159 5/16	176 9/16
4 7/16	10°	3 - Unit Bow Window 	(P) Projection	3 9/16	4 9/16	5 1/8	5 5/8	6 1/8	6 11/16
			(F) Overall Frame Size	36 11/16	54 1/2	63 7/16	72 5/16	81 1/4	90 1/8
			(BM) Brick Mould Size	37 3/16	55	63 15/16	72 13/16	81 3/4	90 5/8
4 7/16	10°	4 - Unit Bow Window 	(P) Projection	5 11/16	7 3/4	8 13/16	9 13/16	10 7/8	11 15/16
			(F) Overall Frame Size	48 11/16	72 3/16	84	95 3/4	107 9/16	119 5/16
			(BM) Brick Mould Size	49 3/8	72 15/16	84 11/16	96 1/2	108 1/4	120 1/16
4 7/16	10°	5 - Unit Bow Window 	(P) Projection	7 3/4	10 7/8	12 7/16	13 15/16	15 1/2	17 1/16
			(F) Overall Frame Size	60 1/4	89 3/8	103 15/16	118 7/16	133	147 9/16
			(BM) Brick Mould Size	61 1/4	90 5/16	104 7/8	119 7/16	134	148 1/2
4 7/16	10°	6 - Unit Bow Window 	(P) Projection	10 15/16	15 9/16	17 7/8	20 1/8	22 7/16	24 3/4
			(F) Overall Frame Size	71 7/16	105 13/16	123 1/16	140 1/4	157 1/2	174 11/16
			(BM) Brick Mould Size	72 5/8	107	124 1/4	141 7/16	158 11/16	175 7/8
4 7/16	10°	7 - Unit Bow Window 	(P) Projection	14	20 1/8	23 1/8	26 3/16	29 1/4	32 5/16
			(F) Overall Frame Size	82	121 1/2	141 1/4	161	180 3/4	200 1/2
			(BM) Brick Mould Size	83 7/16	122 15/16	142 11/16	162 3/8	182 1/8	201 7/8

See Chart "B" to calculate Rough Opening and Masonry Opening.

Chart "B"	
CALCULATING	FORMULA
(RO) Rough Opening	F + 1
(MO) Masonry Opening	BM + 1/2

Note:  
 - All dimensions are in inches  
 - Do not scale drawing

Casa Bella Windows Inc. reserves the right to change prices, details, sizes or specifications without notice.



Detail A

